



S1. Are you at least 18 years old and registered to vote at [ADDRESS ON FILE]?
 Yes 100%
 No -
 Don't know/Refused -

S2. Many people did not get a chance to vote in the general election this year for President, Congress, and other offices. How about you?
VOL: Yes, voted in 2020 96%
 No, did not vote in 2020 4
 (Not sure)..... *

P1. When it comes to politics, do you generally think of yourself as a strong Democrat, not very strong Democrat, strong Republican, not very strong Republican, or independent? [IF INDEPENDENT] Do you think of yourself as closer to the Democratic Party or the Republican Party?
VOL: Strong Democrat 27%
 Weak Democrat 8
 Independent / Closer to the Democrats 9
 Independent 7
 Independent / Closer to the Republicans 9
 Weak Republican 10
 Strong Republican 29
 (Don't know/Refused) 1
 DEMOCRAT (NET) 34%
 INDEPENDENT (NET) 27
 REPUBLICAN (NET) 39
 DEMOCRAT W/ LEANERS (NET) 43%
 REPUBLICAN W/ LEANERS (NET) 48

Q1. How concerned are you about the coronavirus?
VOL: Very concerned 45%
 Somewhat concerned 30
 Not too concerned 15
 Not at all concerned 10
 (Undecided/Refused)..... *
 CONCERNED (NET) 75%
 NOT CONCERNED (NET) 25

B1. Now I have a list of names, groups, and other items, and I would like to get your opinion of each one. Just let me know if there's one you haven't heard of... Do you have a favorable or unfavorable opinion of [ITEM]? [IF FAVORABLE] And is your opinion very favorable or somewhat favorable? [IF UNFAVORABLE] And is your opinion very unfavorable or somewhat unfavorable?

	FAV		UNFAV		(CR)	NH	(DK/Ref.)	NET		
	Very	Some	Some	Very				FAV	UNFAV	FAM
• Donald Trump	34%	15	5	45	1	*	*	49%	50	99
• Joe Biden.....	26%	21	10	41	2	-	*	48%	51	98
• Tony Evers.....	23%	23	12	35	4	2	*	46%	48	94
• Republicans in the state legislature.....	21%	25	14	32	7	1	1	45%	46	91
• Democrats in the state legislature.....	20%	23	17	32	7	1	1	42%	48	91

Q6. [IF VOTED IN 2020] In the election for president, did you vote for Republican Donald Trump, Democrat Joe Biden, or Libertarian Jo Jorgenson? **[IF RESPONDENT HESITATES OR REFUSES]** Let me assure you this survey is being conducted for research purposes only. We respect the privacy of your vote and promise all of your responses are confidential.

	Joe Biden.....	49%
	Donald Trump.....	48
	Jo Jorgenson.....	1
VOL:	(Refused).....	2

Q7. [IF VOTED IN 2020] When did you make up your mind about who you would vote for in the election for President -- in the last few days before the election, the week before the election, the month before the election, one to three months before the election, or more than three months before the election?

	In the last few days before the election	3%
	The week before the election	2
	The month before the election.....	5
	One to three months before the election.....	11
	More than three months before the election.....	33
	I always knew how I was voting	46
VOL:	(Don't Know/Refused)	*

Q8. [IF VOTED IN 2020] In the election for Wisconsin state legislator did you vote for the Democratic candidate or the Republican candidate? **[IF RESPONDENT HESITATES OR REFUSES]** Let me assure you this survey is being conducted for research purposes only. We respect the privacy of your vote and promise all of your responses are confidential.

	Democratic candidate.....	48%
	Republican candidate	49
VOL:	(Undecided/Refused).....	3

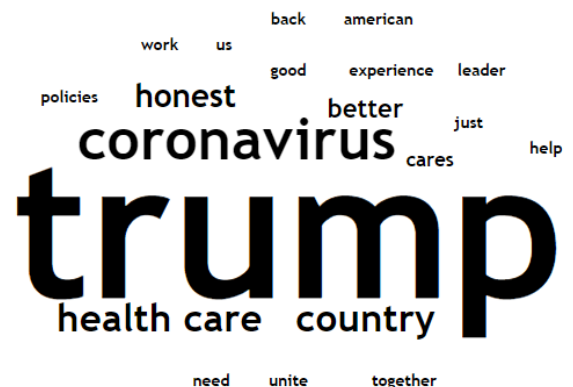
Q9. Thinking of this recent election, would you say you are very confident, somewhat confident, not too confident, or not confident at all that the election results were fair and accurate?

	Very confident.....	36%
	Somewhat confident	22
	Not too confident	15
	Not confident at all.....	26
VOL:	(Don't know/Refused).....	2
	CONFIDENT (NET)	57%
	NOT CONFIDENT (NET)	41

Q10. Do you approve or disapprove of the way Tony Evers is handling the coronavirus pandemic? **[IF APPROVE/DISAPPROVE]** Is that strongly or just somewhat **[APPROVE/DISAPPROVE]**?

	Strongly approve	26%
	Somewhat approve.....	27
	Somewhat disapprove	14
	Strongly disapprove.....	28
VOL:	(Undecided/Refused).....	4
	APPROVE (NET)	53%
	DISAPPROVE (NET)	43

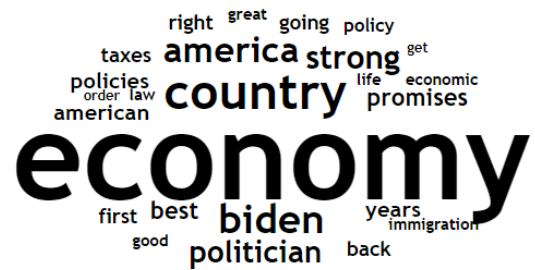
Q11. What is the best reason you heard to vote for Joe Biden?



Q12. [IF VOTED FOR BIDEN] What is the best reason you heard to vote for Joe Biden?	That he is a good and decent person.....	37%
	His views on the pandemic and public health	28
	His views on health care	14
	His views on racial equality and justice	9
	His views on the environment and climate change	6
	His views on the economy.....	3
	VOL: (Undecided/Refused).....	3

Q13. [IF VOTED FOR BIDEN] Which is closer to why you decided to vote for Joe Biden?	I was voting FOR Joe Biden	54%
	I was voting AGAINST Donald Trump.....	46
	VOL: (Don't know/Refused).....	*

Q14. What is the best reason you heard to vote for Donald Trump?



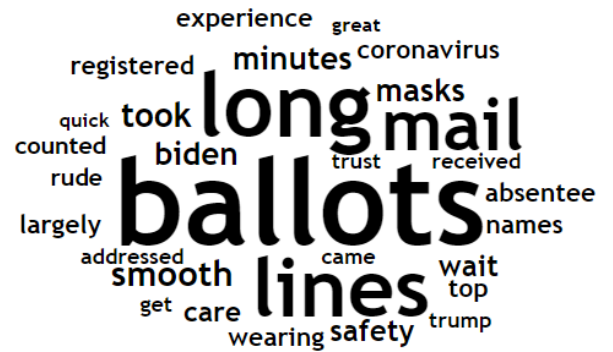
Q15. [IF VOTED FOR TRUMP] What is the best reason you heard to vote for Donald Trump?	That he will stand up for America.....	54%
	His views on the economy.....	30
	His views on law and order	8
	His views on immigration.....	4
	His views on health care	2
	His views on the pandemic and public health	1
VOL: (Undecided/Refused).....	1	

Q16. [IF VOTED FOR TRUMP] Which is closer to why you decided to vote for Donald Trump?	I was voting FOR Donald Trump	85%
	I was voting AGAINST Joe Biden.....	15
	VOL: (Don't know/Refused).....	*

Q17. [IF VOTED IN 2020] Which most closely describes the way you voted in the fall election?	Voted in-person on election day inside a polling location.....	38%
	Voted in-person early which means any time before election day	22
	Voted absentee by mailing ballot in.....	22
	Voted absentee by dropping ballot at drop box.....	18
	VOL: (Undecided/Refused).....	*
	IN PERSON (NET)	60%
ABSENTEE (NET).....	40	

Q17X. [IF VOTED IN 2020] Did you vote how you had initially planned to vote or did you change your plan?	Voted how I initially planned to	89%
	Changed my plan to vote	11
	VOL: (Don't know/Refused).....	*

Q18. What problems, if any, did you encounter while voting in this election?



Q19. [IF VOTED IN PERSON] How long, if at all, did you have to wait in line to vote?

MEAN 13.6

B2. Now you will hear a number of problems that some voters encountered while voting in the election. For each, I would like to know if you encountered this problem. Here's the first one [ITEM]. Did you encounter this problem?

	Yes	No	(DK/Ref.)
• [IF VOTED IN 2020] I was concerned about being exposed to coronavirus.....	23%	76	*
• [IF VOTED IN 2020] My polling location had changed from previous years.....	11%	88	1
• [IF VOTED IN 2020] Long lines at my polling location	7%	92	*
• [IF VOTED IN 2020] I had COVID or had been exposed to COVID and was worried about spreading it to others.....	3%	97	*
• [IF VOTED IN 2020] I requested an absentee ballot to vote by mail and didn't receive it.....	2%	97	1
• [IF VOTED IN 2020] I was intimidated by people who were monitoring my polling location	2%	97	*
• [IF VOTED IN 2020] I was confused about when my absentee ballot needed to be returned by.....	2%	97	*
• [IF VOTED IN 2020] I didn't bring the proper identification to the polling location.....	2%	97	1
• [IF VOTED IN 2020] I had trouble finding a witness to sign my ballot when I wanted to vote by mail.....	2%	98	1
• [IF VOTED IN 2020] I didn't have the correct proof of residency to register at the polls	2%	98	*

Q30. Were you contacted by a campaign or group that encouraged you to vote for Democrat Joe Biden?

Yes	59%
No	40
VOL: (Don't know/Refused)	1

Q31. Were you contacted by a campaign or group that encouraged you to vote for Republican Donald Trump?

Yes	52%
No	47
VOL: (Don't know/Refused)	*

Q32. [IF CONTACTED BY BIDEN CAMPAIGN] Thinking back to how the Biden campaign reached out to you, did they contact you by...

Text messages	75%
Phone calls	65
Social media such as Email, Facebook, etc.....	41
Knocking at your door.....	11
VOL: (Don't know/Refused)	1

Q33. [IF CONTACTED BY TRUMP CAMPAIGN] Thinking back to how the Trump campaign reached out to you, did they contact you by...

Text messages	61%
Phone calls	53
Knocking at your door.....	11
Social media such as Email, Facebook, etc.....	45
VOL: (Don't know/Refused)	1

Q34. Did a friend or family member encourage you to vote for Democrat Joe Biden?

Yes	21%
No	78
VOL: (Don't know/Refused)	*

Q35. Did a friend or family member encourage you to vote for Republican Donald Trump?

Yes	27%
No	73
VOL: (Don't know/Refused)	*

Q36. [IF DID NOT VOTE IN 2020] Which comes closer to why you decided not to vote in this fall's election?

I decided not to vote so I did not attempt to vote	52%
I attempted to vote, but was not able to do so	39
I forgot to vote or didn't get around to it.....	9
VOL: (Undecided/Refused).....	*

B3. Now you will hear a number of reasons people gave for why they did not vote in the election. For each, I would like to know if this is a reason you did not vote in the election. Here's the first one [ITEM]. Is this a reason you did not vote? [IF REASON] Was it a major reason or just a minor reason?

	REASON		Not a reason	(DK/Ref.)	NET
	Major	Minor			REASON
• [IF DID NOT VOTE IN 2020] I was not motivated to vote for either of the candidates.....	29%	7	64	-	36%
• [IF DID NOT VOTE IN 2020] I did not feel like I knew enough to vote	9%	2	87	2	11%
• [IF DID NOT VOTE IN 2020] I was concerned about being exposed to coronavirus	8%	20	71	-	29%
• [IF DID NOT VOTE IN 2020] I had a problem requesting an absentee ballot.....	8%	-	92	-	8%
• [IF DID NOT VOTE IN 2020] I had COVID or had been exposed to COVID and was worried about spreading it to others.....	7%	1	92	-	8%
• [IF DID NOT VOTE IN 2020] I didn't bring the proper identification to the polling location.....	6%	-	94	-	6%
• [IF DID NOT VOTE IN 2020] I had a problem filling out an absentee ballot.....	6%	3	91	-	9%

B3. Now you will hear a number of reasons people gave for why they did not vote in the election. For each, I would like to know if this is a reason you did not vote in the election. Here's the first one [ITEM]. Is this a reason you did not vote? [IF REASON] Was it a major reason or just a minor reason?

	REASON		Not a reason	(DK/Ref.)	NET
	Major	Minor			REASON
• [IF DID NOT VOTE IN 2020] I requested an absentee ballot to vote by mail and didn't receive it.....	5%	3	92	-	8%
• [IF DID NOT VOTE IN 2020] Long lines at my polling location.....	2%	10	88	-	12%

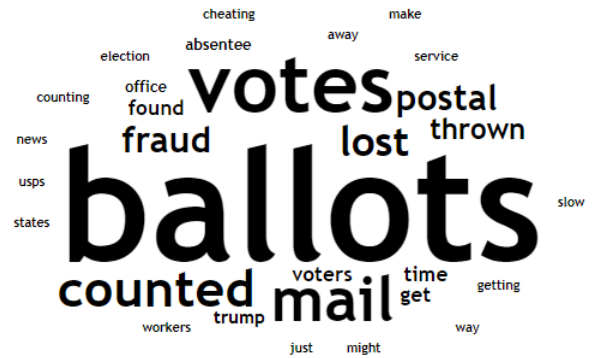
B4. I'm now going to read you a list of ways you could vote, and I'd like to know, based on what you know, how confident you would be that your vote would be correctly counted if you voted this way. Here's the first one... [ITEM] Are you very confident, somewhat confident, or not confident that if you [ITEM] your vote would be correctly counted?

	CONFIDENT			(DK/Ref.)	NET
	Very	Some	Not		CONFIDENT
• Voted in-person on election day.....	80%	14	4	1	95%
• Voted in-person during early vote which means any time before election day.....	61%	26	12	1	87%
• Voted absentee by placing your ballot in a drop box.....	42%	26	31	1	68%
• Voted absentee by placing your ballot in the mail.....	32%	29	38	1	61%

Q50. Did anything you heard about absentee voting and voting by mail in the recent election give you concerns about voting by mail in the future, or not? [IF CONCERNS] Is that serious concerns or just minor concerns?

Yes, serious concerns.....	33%
Yes, minor concerns.....	24
No concerns.....	40
VOL: (Didn't hear anything).....	2
VOL: (Undecided/Refused).....	*

Q51. What did you hear that gave you concerns?



D100. Gender

Male.....	47%
Female.....	53

D102. What is the last grade of school or level of education you completed?	Did not complete high school	1%	
	Graduated high school	22	
	Attended technical/vocational school	9	
	Attended some college but no degree.....	21	
	Graduated two-year college with Associate's degree	14	
	Graduated four-year college with Bachelor's degree	24	
	Obtained Master's, PhD, or other professional degree ...	10	
VOL:	(Refused).....	*	
D105. When it comes to politics, do you generally think of yourself as:	Very liberal.....	12%	
	Somewhat liberal	17	
	Moderate	29	
	Somewhat conservative	21	
	Very conservative.....	19	
	VOL:	(Refused).....	1
		LIBERAL (NET).....	30%
	CONSERVATIVE (NET).....	40	
D110. Do you have any children?	Yes— at least one 18 or under.....	30%	
	Yes— all over the age of 18	39	
	No	30	
	VOL:	(Refused).....	*
Q52. How would you describe the area where you live?	Urban.....	24%	
	Suburban	40	
	Rural	36	
	VOL:	(Refused).....	*
D103. Are you or is anyone in your household an active or retired member of a labor union?	Yes- Respondent.....	10%	
	Yes- Household	9	
	No	80	
	VOL:	(Refused).....	1
		Yes - Both in household	*
DRACE. Derived race	Black/African-American	5%	
	White/Caucasian	90	
	Hispanic/Latino	3	
	Asian-American	1	
	Native American	1	
	Other	-	
	VOL:	(Refused).....	-
DAGE. Derived age	18-29	12%	
	30-44	24	
	45-54	17	
	55-64	21	
	65+.....	26	
	VOL:	(Refused).....	-

REGIONNUM. Region

Duluth-Superior/Minneapolis-St.Paul	7%
Green Bay-Appleton	18
La Crosse-Eau Claire	8
Madison	19
Milwaukee County	16
Milwaukee Rest	24
Wausau-Rhineland	8